

# QWR-FW130-01

# Plastic Pipe penetrating a flexible wall (130mm or thicker)

This standard detail is intended for general information only and all details should be checked against all relevant supporting test evidence, certification and installation guidelines. In line with the company's policy of continual development, details are subject to change and/ or withdrawal therefore you must ensure this is the latest published detail and instructions.

**Additional Instructions**

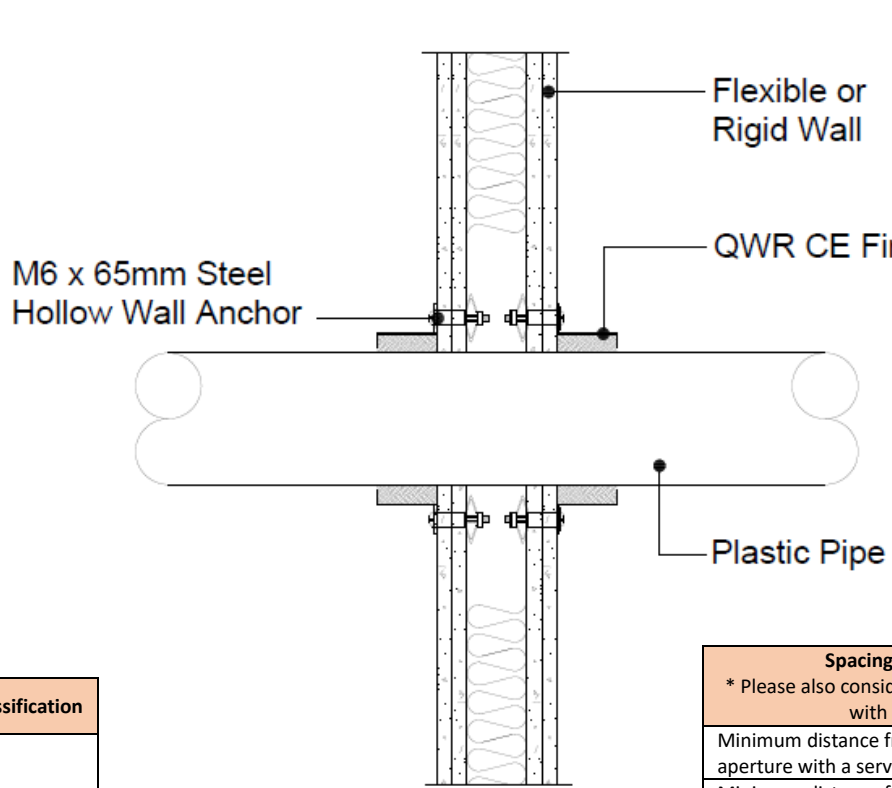
Flexible walls (Insulated or uninsulated) to have a minimum 70mm wide stud and minimum 2no. layers of 15mm Gypsum boards in accordance with EN 520 or Calcium Silicate boards which are CE Marked based on an ETA on both sides of the stud.

For plastic pipes up to 110mm diameter - The QWR Fire Collar is secured using M6 X 65mm Steel hollow wall anchors through all lugs.

For Plastic pipes 125 – 160mm diameter - The QWR Fire Collar is secured using 8mm x 200mm long threaded bars with nuts and washers on both sides.

Test results obtained with flexible supporting walls may be applied to concrete or masonry elements of an overall thickness equal to or greater than that of the element used in the test. Refer to detail [QWR-RW130-01](#) for guidance on QWR Fire Collar fixings specific to rigid walls.

BS EN 1366-3:2021 Section 13.7: The distance between the aperture edges of penetration seals in a building element shall be as tested or minimum 100mm. The distance between the aperture edge of a penetration seal and any other penetration (e.g., door) in a building element shall be minimum 200mm.



Quelfire Products Required	
Product Code	Description
QWR??/CE	Fire Collar for plastic pipes. refer to table below
QSS310	QuelStop Acrylic Sealant

Plastic Pipe Type	Page No.
U-PVC	1
HDPE	2 & 3
PP	4

Service Type	Size of Service	Pipe Wall Thickness	Recommend Hole Dia.	QWR Collar	Classification
U-PVC	Ø25mm	1.9 - 3.4mm	Ø27mm	QWR25/CE	EI 120 U/C
	Ø32mm		Ø34mm	QWR32/CE	
	Ø40mm		Ø42mm	QWR40/CE	
	Ø50mm	2.4 - 4.1mm	Ø52mm	QWR50/CE	
	Ø55mm		Ø57mm	QWR55/CE	
	Ø63mm		Ø65mm	QWR63/CE	
	Ø75mm	4.2 - 6.7mm	Ø77mm	QWR75/CE	
	Ø82mm		Ø84mm	QWR82/CE	
	Ø90mm		Ø92mm	QWR90/CE	
	Ø110mm		Ø112mm	QWR110/CE	
	Ø125mm	4.8 – 8.0mm	Ø132mm	QWR125/CE	
	Ø160mm	6.2 - 11.1mm	Ø162mm	QWR160/CE	

**Spacing as per BS EN 1366-3: 2021, Section 13.7**

\* Please also consider any requirements that the wall manufacturer has with regards to spacing between openings.

Minimum distance from edge of opening to another aperture with a service penetration tested to BS EN 1366-3	100mm*
Minimum distance from edge of opening to another aperture with a penetration <u>not</u> tested to BS EN 1366-3	200mm*

<b>To be read in conjunction with:</b>	QWR CE Marked Fire Collars – ETA 20/1204 Pages 16 - 20
<b>Test standard:</b>	BS EN1366-3 & EN13501-2:2016
<b>Substrate minimum thickness:</b>	130mm
<b>First service support:</b>	≤250mm
<b>Drawing Scale:</b>	Not to Scale
<b>Issue Number:</b>	3
<b>Date of Issue:</b>	January 2023
<b>Detail Reference:</b>	QWR-FW130-01

**Important Information:**

- The supporting construction must be installed in accordance with the manufacturer's guidelines and must be capable of achieving the required fire rating of the firestop.
- All Services should be adequately supported either side of the firestop to ensure that no load is transferred onto the firestop seal.

**Scope and Liability:**

- Any information provided by or on behalf of Quelfire Limited is provided for general information only. It is not intended to amount to advice on which you should rely. You must obtain professional or specialist advice before taking, or refraining from, any recommendation or action.
- The summary is not exhaustive and does not consider all issues relevant to the enquiry. It is limited to the information and time available to us. We have not verified any information made available to us by you or any other source, nor have we carried out a physical inspection of any property. We make no representations, warranties or guarantees, whether expressed or implied, that any information is accurate, complete or up to date.
- We do not accept a duty of care to you or any other person in respect of the enquiry, nor do we accept any liability to you or any other person for any loss arising out of or in connection with the enquiry or any reply provided by us. Different limitations and exclusions of liability arising as a result of the supply of any products or services by us to you, and these will be set out in our terms and conditions of supply, a copy of which is available on request.
- Full terms and conditions of sale are available at <https://www.quelfire.co.uk/terms-conditions-of-sale/>

## QWR-FW130-01

## Plastic Pipe penetrating a flexible wall (130mm or thicker)

This standard detail is intended for general information only and all details should be checked against all relevant supporting test evidence, certification and installation guidelines. In line with the company's policy of continual development, details are subject to change and/ or withdrawal therefore you must ensure this is the latest published detail and instructions.

### Additional Instructions

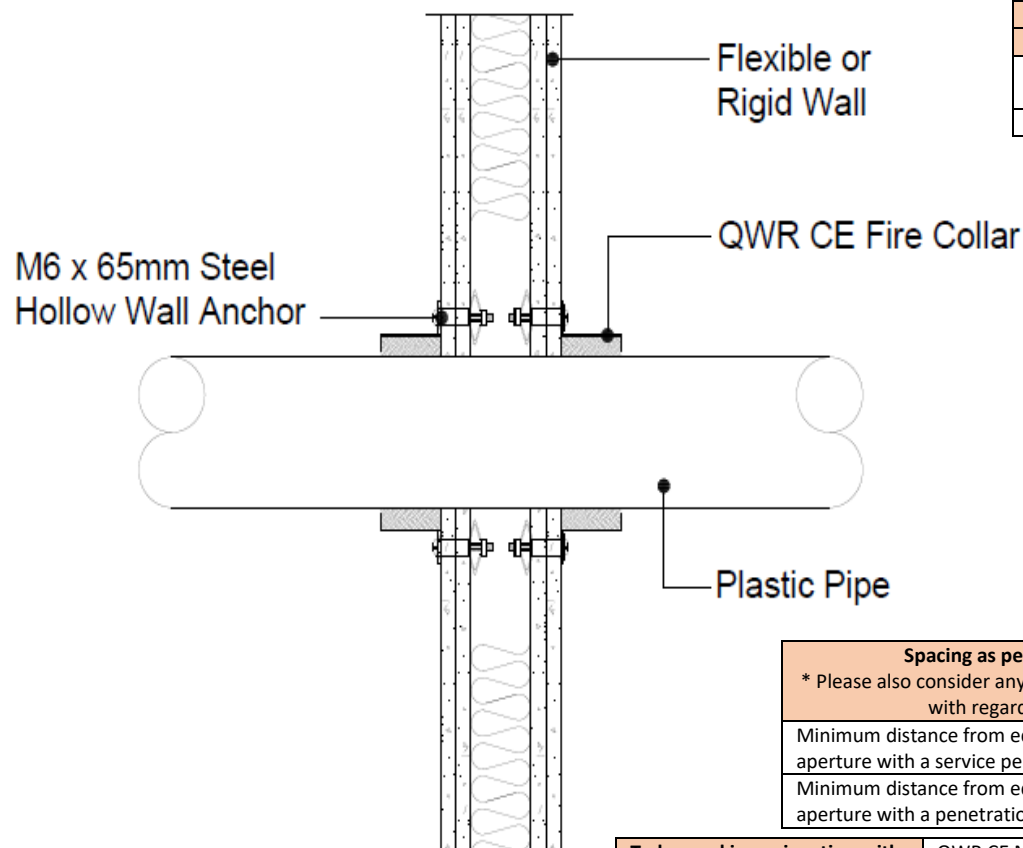
Flexible walls (Insulated or uninsulated) to have a minimum 70mm wide stud and minimum 2no. layers of 15mm Gypsum boards in accordance with EN 520 or Calcium Silicate boards which are CE Marked based on an ETA on both sides of the stud.

For plastic pipes up to 110mm - The QWR Fire Collar is secured using M6 X 65mm Steel hollow wall anchors through all lugs.

For Plastic pipes 125 – 160mm - The QWR Fire Collar is secured using 8mm x 200mm long threaded bars with nuts and washers on both sides.

Test results obtained with flexible supporting walls may be applied to concrete or masonry elements of an overall thickness equal to or greater than that of the element used in the test. Refer to detail [QWR-RW130-01](#) for guidance on QWR Fire Collar fixings specific to rigid walls.

BS EN 1366-3:2021 Section 13.7: The distance between the aperture edges of penetration seals in a building element shall be as tested or minimum 100mm. The distance between the aperture edge of a penetration seal and any other penetration (e.g., door) in a building element shall be minimum 200mm.



### Quelfire Products Required

Product Code	Description
QWR??/CE	Fire Collar for plastic pipes. refer to table below
QSS310	QuelStop Acrylic Sealant

Plastic Pipe Type	Page No.
U-PVC	1
<b>HDPE</b>	<b>2 &amp; 3</b>
PP	4

### Spacing as per BS EN 1366-3: 2021, Section 13.7

\* Please also consider any requirements that the floor manufacturer has with regards to spacing between openings.

Minimum distance from edge of opening to another aperture with a service penetration tested to BS EN 1366-3	100mm*
Minimum distance from edge of opening to another aperture with a penetration <u>not</u> tested to BS EN 1366-3	200mm*

<b>To be read in conjunction with:</b>	QWR CE Marked Fire Collars – ETA 20/1204 Pages 18 - 20
<b>Test standard:</b>	BS EN1366-3 & EN13501-2:2016
<b>Substrate minimum thickness:</b>	130mm
<b>First service support:</b>	≤250mm
<b>Drawing Scale:</b>	Not to Scale
<b>Issue Number:</b>	3
<b>Date of Issue:</b>	January 2023
<b>Detail Reference:</b>	QWR-FW130-01

### Important Information:

- The supporting construction must be installed in accordance with the manufacturer's guidelines and must be capable of achieving the required fire rating of the firestop.
- All Services should be adequately supported either side of the firestop to ensure that no load is transferred onto the firestop seal.

### Scope and Liability:

- Any Information provided by or on behalf of Quelfire Limited is provided for general information only. It is not intended to amount to advice on which you should rely. You must obtain professional or specialist advice before taking, or refraining from, any recommendation or action.
- The summary is not exhaustive and does not consider all issues relevant to the enquiry. It is limited to the information and time available to us. We have not verified any information made available to us by you or any other source, nor have we carried out a physical inspection of any property. We make no representations, warranties or guarantees, whether expressed or implied, that any information is accurate, complete or up to date.
- We do not accept a duty of care to you or any other person in respect of the enquiry, nor do we accept any liability to you or any other person for any loss arising out of or in connection with the enquiry or any reply provided by us. Different limitations and exclusions of liability arising as a result of the supply of any products or services by us to you, and these will be set out in our terms and conditions of supply, a copy of which is available on request.
- Full terms and conditions of sale are available at <https://www.quelfire.co.uk/terms-conditions-of-sale/>

This standard detail is intended for general information only and all details should be checked against all relevant supporting test evidence, certification and installation guidelines. In line with the company's policy of continual development, details are subject to change and/ or withdrawal therefore you must ensure this is the latest published detail and instructions.

Service Type	Size of Service	Pipe Wall Thickness	Recommend Hole Dia	QWR Collar	Classification
PE, PE-X, ABS, SAN-PVC** Pipe	Ø25mm	2.4 – 4.0mm	Ø27mm	QWR25/CE	EI 120 U/C
	Ø32mm		Ø34mm	QWR32/CE	
	Ø40mm		Ø42mm	QWR40/CE	
	Ø50mm	2.6 - 3.9mm	Ø52mm	QWR50/CE	EI 120 U/C
		2.6 - 4.7mm			E 120 U/C EI 60 U/C
	Ø55mm	2.6 - 3.9mm	Ø57mm	QWR55/CE	EI 120 U/C
		2.6 - 4.7mm			E 120 U/C EI 60 U/C
	Ø63mm	3.4mm	Ø65mm	QWR63/CE	EI 120 U/C
		3.4 - 7.2mm			E 120 U/C EI 60 U/C
	Ø75mm	3.4mm	Ø77mm	QWR75/CE	EI 120 U/C
		3.4 - 7.2mm			E 120 U/C EI 60 U/C
	Ø82mm	3.4mm	Ø84mm	QWR82/CE	EI 120 U/C
		3.4 - 7.2mm			E 120 U/C EI 60 U/C
	Ø90mm	3.4mm	Ø92mm	QWR90/CE	EI 120 U/C
		3.4 - 7.2mm			E 120 U/C EI 60 U/C
	Ø110mm	3.4mm	Ø112mm	QWR110/CE	EI 120 U/C
		3.4 - 7.2mm			E 120 U/C EI 60 U/C
	Ø125mm	3.6mm	Ø132mm	QWR125/CE	EI 120 U/C
3.6 - 5.4mm		E 120 U/C EI 90 U/C			
3.6 – 8mm		E 120 U/C EI 60 U/C			
Ø160mm	4.0mm	Ø162mm	QWR160/CE	EI 120 U/C	
	4.0 – 10mm			E 120 U/C EI 90 U/C	

\*\*PE in accordance with EN1519-1, EN1266-1, EN 12201-2 and EN ISO 15494, PE-X in accordance with EN ISO 15875-2, ABS in accordance with EN 1455-1 and EN ISO 15493 as well as SAN+PVC in accordance with ISO 19220

**Important Information:**

- The supporting construction must be installed in accordance with the manufacturer's guidelines and must be capable of achieving the required fire rating of the firestop.
- All Services should be adequately supported either side of the firestop to ensure that no load is transferred onto the firestop seal.

**Scope and Liability:**

- Any Information provided by or on behalf of Quelfire Limited is provided for general information only. It is not intended to amount to advice on which you should rely. You must obtain professional or specialist advice before taking, or refraining from, any recommendation or action.
- The summary is not exhaustive and does not consider all issues relevant to the enquiry. It is limited to the information and time available to us. We have not verified any information made available to us by you or any other source, nor have we carried out a physical inspection of any property. We make no representations, warranties or guarantees, whether expressed or implied, that any information is accurate, complete or up to date.
- We do not accept a duty of care to you or any other person in respect of the enquiry, nor do we accept any liability to you or any other person for any loss arising out of or in connection with the enquiry or any reply provided by us. Different limitations and exclusions of liability arising as a result of the supply of any products or services by us to you, and these will be set out in our terms and conditions of supply, a copy of which is available on request.
- Full terms and conditions of sale are available at <https://www.quelfire.co.uk/terms-conditions-of-sale/>

# QWR-FW130-01

# Plastic Pipe penetrating a flexible wall (130mm or thicker)

This standard detail is intended for general information only and all details should be checked against all relevant supporting test evidence, certification and installation guidelines. In line with the company's policy of continual development, details are subject to change and/ or withdrawal therefore you must ensure this is the latest published detail and instructions.

### Additional Instructions

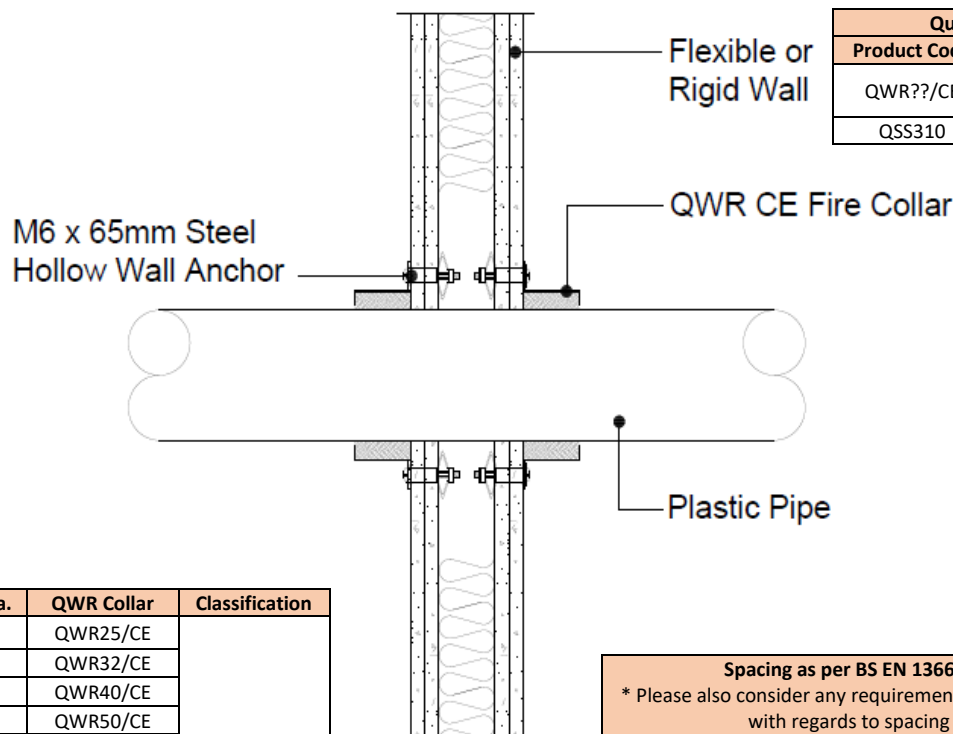
Flexible walls (Insulated or uninsulated) to have a minimum 70mm wide stud and minimum 2no. layers of 15mm Gypsum boards in accordance with EN 520 or Calcium Silicate boards which are CE Marked based on an ETA on both sides of the stud.

For plastic pipes up to 110mm - The QWR Fire Collar is secured using M6 X 65mm Steel hollow wall anchors through all lugs.

For Plastic pipes 125 – 160mm - The QWR Fire Collar is secured using 8mm x 200mm long threaded bars with nuts and washers on both sides.

Test results obtained with flexible supporting walls may be applied to concrete or masonry elements of an overall thickness equal to or greater than that of the element used in the test. Refer to detail [QWR-RW130-01](#) for guidance on QWR Fire Collar fixings specific to rigid walls.

BS EN 1366-3:2021 Section 13.7: The distance between the aperture edges of penetration seals in a building element shall be as tested or minimum 100mm. The distance between the aperture edge of a penetration seal and any other penetration (e.g., door) in a building element shall be minimum 200mm.



Quelfire Products Required	
Product Code	Description
QWR??/CE	Fire Collar for plastic pipes. refer to table below
QSS310	QuelStop Acrylic Sealant

Plastic Pipe Type	Page No.
U-PVC	1
HDPE	2 & 3
PP	4

Service Type	Size of Service	Pipe Wall Thickness	Recommend Hole Dia.	QWR Collar	Classification	
PP Pipe	Ø25mm	3.7 - 4.2mm	Ø27mm	QWR25/CE	EI 120 U/C	
	Ø32mm		Ø34mm	QWR32/CE		
	Ø40mm		Ø42mm	QWR40/CE		
	Ø50mm	3.9 - 5.2mm	Ø52mm	QWR50/CE		
	Ø55mm		Ø57mm	QWR55/CE		
	Ø63mm		Ø65mm	QWR63/CE		
	Ø75mm	4.2 - 6.7mm	Ø77mm	QWR75/CE		
	Ø82mm		Ø84mm	QWR82/CE		
	Ø90mm		Ø92mm	QWR90/CE		
	Ø110mm		Ø112mm	QWR110/CE		
	Ø125mm		Ø132mm	QWR125/CE		
	Ø160mm	3.1 – 8.8mm	Ø132mm	QWR125/CE		EI 120 U/C
		3.1 - 10.7mm				E 120 U/C
		4.0mm	Ø162mm	QWR160/CE		EI 120 U/C
4.0 - 10.3mm	E 120 U/C					

Spacing as per BS EN 1366-3: 2021, Section 13.7	
* Please also consider any requirements that the floor manufacturer has with regards to spacing between openings.	
Minimum distance from edge of opening to another aperture with a service penetration tested to BS EN 1366-3	100mm*
Minimum distance from edge of opening to another aperture with a penetration <u>not</u> tested to BS EN 1366-3	200mm*

<b>To be read in conjunction with:</b>	QWR CE Marked Fire Collars – ETA 20/1204 Pages 17 & 20
<b>Test standard:</b>	BS EN1366-3 & EN13501-2:2016
<b>Substrate minimum thickness:</b>	130mm
<b>First service support:</b>	≤250mm
<b>Drawing Scale:</b>	Not to Scale
<b>Issue Number:</b>	3
<b>Date of Issue:</b>	January 2023
<b>Detail Reference:</b>	QWR-FW130-01

### Important Information:

- The supporting construction must be installed in accordance with the manufacturer's guidelines and must be capable of achieving the required fire rating of the firestop.
- All Services should be adequately supported either side of the firestop to ensure that no load is transferred onto the firestop seal.

### Scope and Liability:

- Any Information provided by or on behalf of Quelfire Limited is provided for general information only. It is not intended to amount to advice on which you should rely. You must obtain professional or specialist advice before taking, or refraining from, any recommendation or action.
- The summary is not exhaustive and does not consider all issues relevant to the enquiry. It is limited to the information and time available to us. We have not verified any information made available to us by you or any other source, nor have we carried out a physical inspection of any property. We make no representations, warranties or guarantees, whether expressed or implied, that any information is accurate, complete or up to date.
- We do not accept a duty of care to you or any other person in respect of the enquiry, nor do we accept any liability to you or any other person for any loss arising out of or in connection with the enquiry or any reply provided by us. Different limitations and exclusions of liability arising as a result of the supply of any products or services by us to you, and these will be set out in our terms and conditions of supply, a copy of which is available on request.
- Full terms and conditions of sale are available at <https://www.quelfire.co.uk/terms-conditions-of-sale/>